

The Sumitomo Heavy Industries Group contributes to building an affluent society with “manufacturing” technology

(as of March 31, 2016)

Company Outline

Company name	Sumitomo Heavy Industries, Ltd.	Capital	30,871,650,000 yen
Founded	November 20, 1888	Number of employees	Consolidated: 18,491
Incorporated	November 1, 1934	Net sales	Consolidated: 700,838 million yen
Head Office	1-1 Osaki 2-chome, Shinagawa-ku, Tokyo		

Machinery Component

Main Products
Power transmission equipment, Inverters



We handle speed reducers, which are devices for lowering the number of motor revolutions and raising torque. Taking part in a broad range of markets, speed reducers are used in conveyance lines at factories, in robotic joints and in the drive systems of a range of machines.

Precision Machinery

Main Products
Plastic injection molding machines, ion accelerators, laser processing systems, cryogenic equipment, precision positioning equipment, transfer molding press machines, precision forgings, defense equipment



We handle injection molding machines for making plastic products, and devices for manufacturing liquid crystal and semiconductors. Among injection molding machines, products that require precision machining are one of our particular specialties.

Construction Machinery

Main Products
Hydraulic excavators, mobile cranes, road machinery



An extremely fuel-efficient product, our hydraulic excavator was the first construction machinery to win the Energy Conservation Grand Prize. Featuring outstanding maneuverability, the Good Design Award is another stellar achievement for the excavator.

Industrial Machinery

Main Products
Cyclotrons for medical use, ion accelerators, plasma coating systems, forging presses, material handling systems, logistics & handling systems, turbines, pumps



The products include devices for diagnosing and curing cancer, forging presses for producing components for automobile engines, large cranes for shipyards and ports, steam turbines for private power generation at factories, automated warehouse systems, etc.

Ships

Main Products
Ships



We specialize in midsized tankers with a capacity in the 100,000-ton class. By narrowing down the types of ships, we have raised development efficiency and we take pride in a low fuel consumption that is in the top class for the industry.

Environmental Facilities & Plants

Main Products
Power generation systems, industrial wastewater treatment systems, water and sewage treatment systems, landfill leachate treatment systems, air pollution control plants, process equipment for chemical plants, reactor vessels, mixing reactors, steel structures, food processing machinery



We also handle boilers that are 100% biomass fuel-compatible, and energy-saving effluent treatment facilities. Our products also include exhaust gas processing facilities that do not use water, and facilities for recovering metals from waste.

Since its foundation as a repair shop for the Besshi Copper Mine in 1888, the Sumitomo Heavy Industries Group has moved in step with social and industrial development. With a manufacturing technology nurtured by a tradition spanning more than 100 years, we make use of proven technologies that “actuate and control” devices from the world of nanotechnology to gigantic structures to realize original ideas and dreams.

Overseas Locations

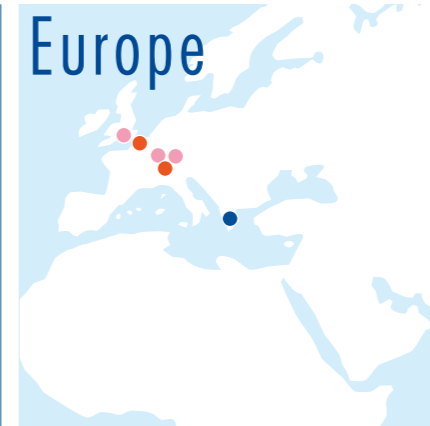
● Machinery Component ● Precision Machinery ● Construction Machinery ● Industrial Machinery ● Ships ● Environmental Facilities & Plants

Asia



Net sales **125.6** billion yen
Affiliated companies **29** companies
Number of employees **4,592** people

Europe



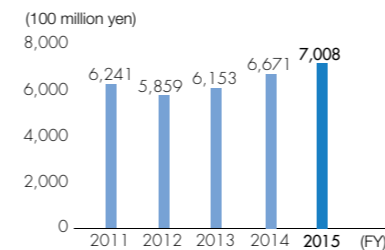
Net sales **66.6** billion yen
Affiliated companies **17** companies
Number of employees **1,743** people

America

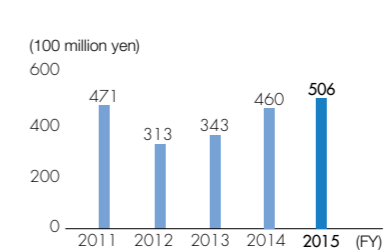


Net sales **137.3** billion yen
Affiliated companies **23** companies
Number of employees **1,730** people

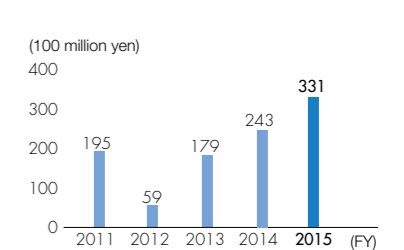
Changes in net sales



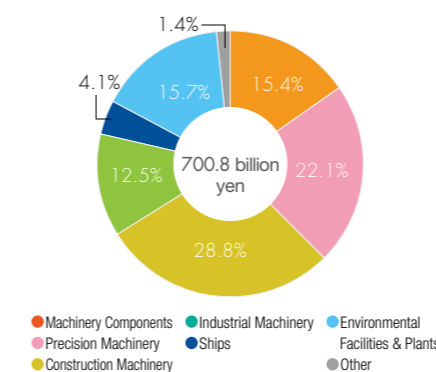
Changes in operating income



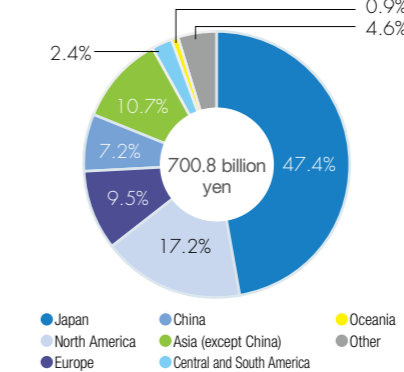
Changes in net income



Net sales ratio by segment (FY2015)



Net sales ratio by region (FY2015)



Employee ratio by region (FY2015)

